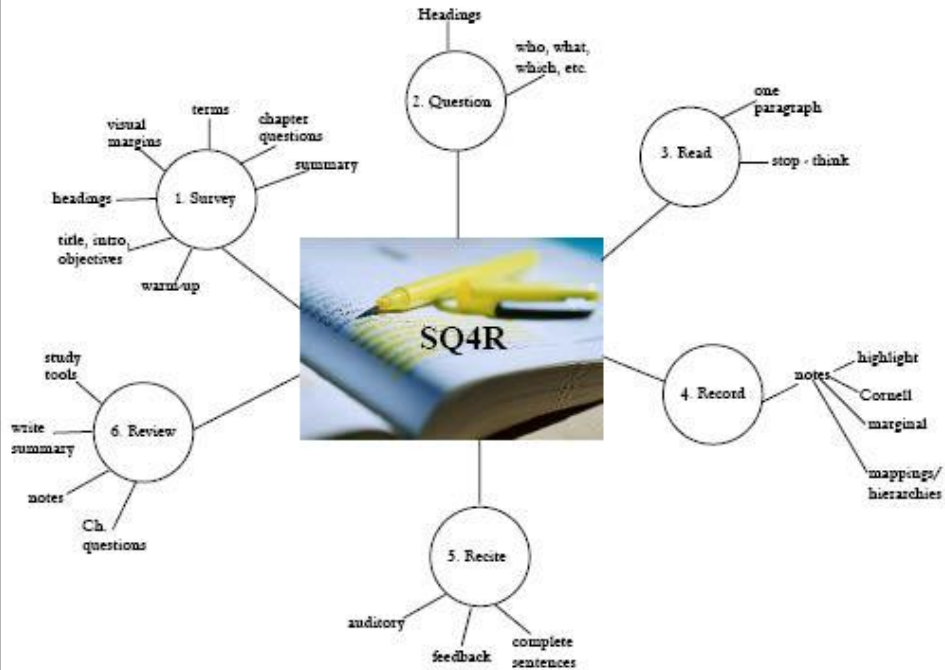


Visual Study Tools

Visual Mappings

How to Study From Mappings

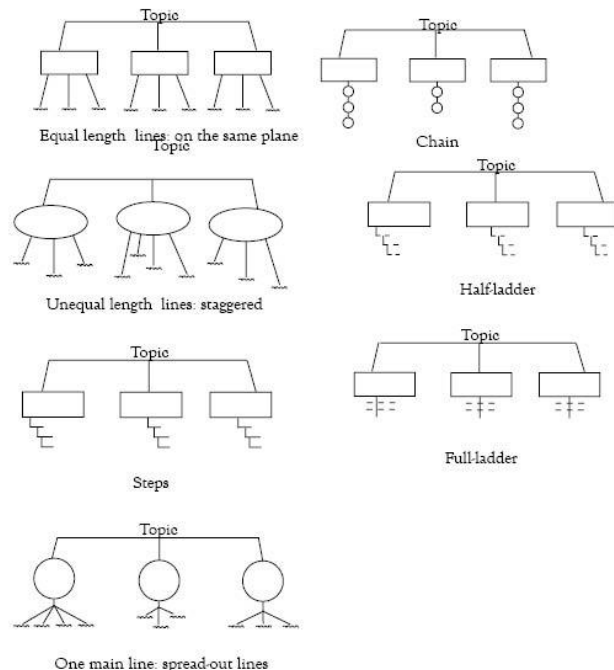
1. Visualize and recite topic in center of paper.
2. Visualize and recite main ideas.
3. Check accuracy by looking at mapping.
4. Return to 1st main idea. Without looking at paper, recite major and minor details associated to that main idea.
5. Check accuracy by looking at mapping.
6. Continue until you have recited all main ideas, major details, and minor details.



Hierarchies

How to Study From Hierarchies

1. Visualize and recite topic written on top line.
2. Visualize and recite main ideas on level 2.
3. Check accuracy by looking at hierarchy.
4. Return to first main idea on level 2. Recite level 3 and 4 major and minor details.
5. Check accuracy by looking at hierarchy.
6. Continue until all main ideas are recited.
7. Use reflective activities.
8. Use ongoing review.



Category Grids

How to Study From Category Grids

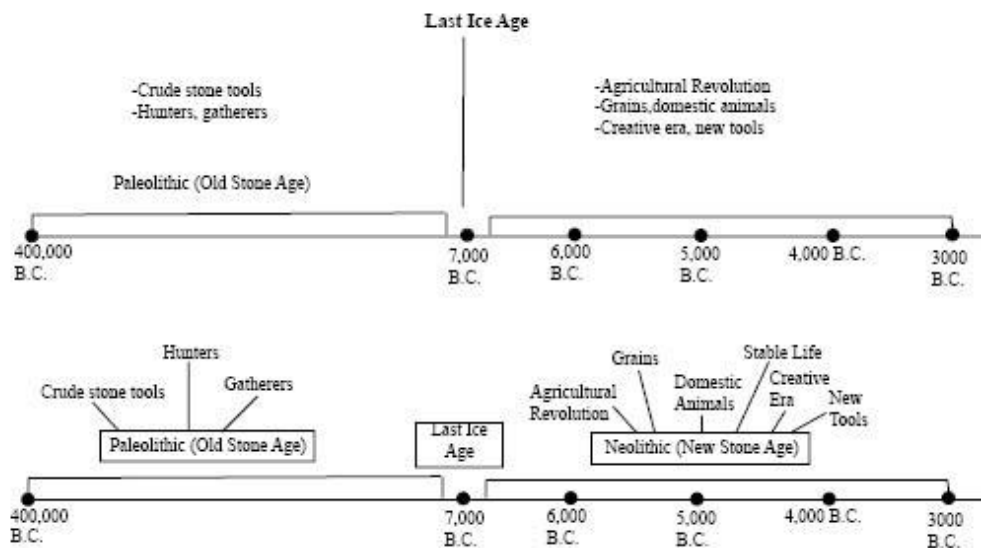
1. Name and visualize the topic, the subjects in the rows, and the categories across the top of the grid.
2. Recite information by moving across the rows or down the columns. Check accuracy.
3. Use reflective activities.
4. Use ongoing review.

	Responsibility	Tasks	Communication Flow
Authoritarian Leader			
Laissez-faire Leader			
Democratic Leader			

Time Lines

How to Study From Time Lines

1. Make a set of study flash cards as you look at the time line.
2. Cover up the bottom half of the time line. Recite dates.
3. Cover up the top half of the time. Recite events.
4. Make written or verbal summaries.
5. Use ongoing review.



Adapted from the University of Missouri- Kansas City