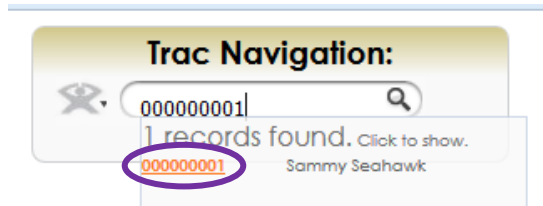
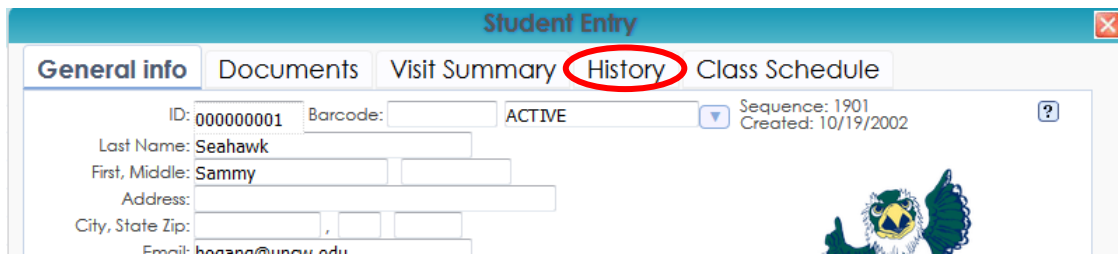


# Checking Student Appointment History

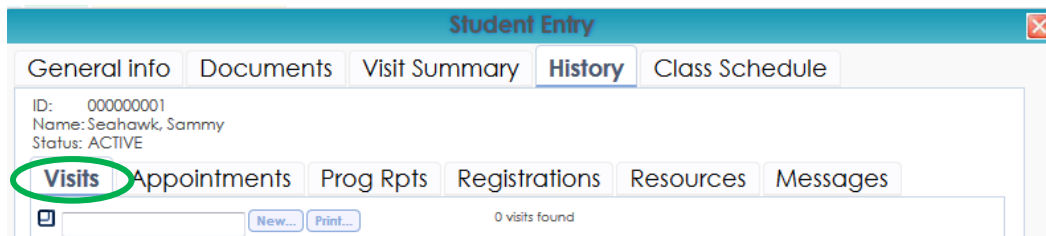
1. Type the student's ID number in the upper right hand text box, and click on their **ID NUMBER** in the search results that appear under the box.



2. Once the "Student Entry" box appears, click on the **HISTORY** tab.



3. If a student wishes to know how often they visited any of our services, including the labs, click on the **VISITS** tab.



4. If the student wishes to know when an appointment is, click on the **APPOINTMENTS TAB**.

