


How to Search for Courses

1. Log into SeaNet using your 850 number and PIN



 Please enter your user Identification Number (ID) and your Personal Identification Number (PIN). When finished, click Login.

If you do not know your user Id or PIN, please go [here](#) to retrieve it. Your SeaNet user-id is 9 digits, beginning with 85, and your PIN is a 8 digit number with birth-date - MMDDYYYY. Your PIN is not the same as your 4 digit Registration PIN (alt pin).

When you are finished, please Exit and close your browser to protect your privacy.

If you are locked out for any reason, please contact the TAC at (910) 962-4357 to have your PIN reset.

User ID:
PIN:





RELEASE: 8.7

© 2016 Ellucian Company L.P. and its affiliates.

This software contains confidential and proprietary information of Ellucian or its subsidiaries.

Use of this software is limited to Ellucian licensees, and is subject to the terms and conditions of one or more written license agreements between Ellucian and such licensee.

2. Click on Faculty Services

-  **Employee Services**
View or change your benefits information; View your leave history or balance
-  **Faculty Services** ←
Display student information; Display your class list; Enter grades; Process i
-  **Personal Information**
View or update your address(es), phone number(s), e-mail address(es), P
-  **NCAA Compliance**
NCAA Compliance

3. Click on Search for Courses



-
- [Term Selection](#)
 - [Part of Term Selection](#)
 - [CRN Selection](#)
 - [Faculty Schedule by Day and Time](#)
 - [Summary Class List](#)
 - [Mid Term Grades](#)
 - [Final Grades](#)
 - [Registration Overrides](#)
 - [Student Menu](#)
Display student information; View a student's schedule; Process registration override;
 - [Advisor Menu](#)
View a student's transcript; View a student's grades; Display Advisee information.
 - [Search for Courses](#) ←
 - [Grade Change](#)
Change a student's grade. The chairperson and the associate dean for your department.
 - [Assign Incomplete Grade](#)
Assign grade of I to a student.
 - [Convert Incomplete to Final Grade](#)
Convert incomplete to final grade.
 - [Approve Grading Activity](#)

4. Select the appropriate term (i.e. Fall 2016, Summer 2016) and click Submit

Select Term or Date Range

Search by Term:


None ▼

Submit

Reset

- For more filtering options including professor, instructional method (online or face-to-face), and day of the week, click on Advanced Search.

Look-Up Classes to Add:

 Use the selection options below to search the class schedule. If you select multiple subjects, hold down the ctrl button while selecting the end of your range. You can use the

Subject:


- Accountancy
- Accounting
- Accounting Lab
- Africana Studies
- American Sign Language
- Anthropology
- Anthropology Lab
- Arabic
- Art
- Art History



RELEASE: 8.7.1

- This is an example of some of the filtering options.

Advanced Search

 Use the selection options to search the class schedule. You may choose any combination of

Subject:

- Accountancy
- Accounting
- Accounting Lab
- Africana Studies
- American Sign Language
- Anthropology
- Anthropology Lab
- Arabic
- Art
- Art History

Course Number:

Title:

Schedule Type:

- Directed Individual Study
- Internship

Instructional Method:

- Fully Online - asynchronous
- Fully Online - synchronous

Credit Range: hours to hours

Campus:

- Extension
- Main

Course Level:

- Graduate
- Undergraduate

Session:

Non-date based courses only

- Full Term
- Half Term Part 1

Instructor:

- Abate, Michael Vincent
- Abrams, Hannah Delacruz

Session: