

students@uncw

A Profile of UNCW Students and Student Life



- Enrollment**
- Freshmen Students**
- Freshmen Orientation**
- Financial Aid**
- Academic Life**
- Student Housing**
- Student Involvement**
- Student Leadership and Service**
- Campus Recreation**
- Student Mental and Physical Health**
- Violence Prevention and Response**
- Student Use of Alcohol and Drugs**
- Conduct System**
- Careers and Employment**

October 2010

Dear Colleagues:

This is the third edition of this publication that was developed to share information about our students with the UNCW community. The Division of Student Affairs and Institutional Research collect a wealth of data each year about our students and their involvement, but it is difficult to find avenues to share this information with the larger campus community. Therefore, we have decided to produce this publication for UNCW faculty, staff, and administrators.

The data reported in this publication comes from individual departments within the Division of Student Affairs, as well as Academic Affairs. This publication is a summary of a large number of assessments, including user data from specific programs and services, participant evaluations, and admissions and registration data.

Please let us know if you feel this publication will be helpful in your work with students, how it might be improved, and how you might like to receive this information in the future. For additional information on any of the topics included in this report, please contact Dr. Nathan Lindsay, Director of Student Life Assessment, at 910.962.7512, or e-mail him at lindsayn@uncw.edu.

UNCW faculty, staff, and administrators all contribute to the achievement of our students, and we hope that the publication of the enclosed information can help all of us better serve our students and better understand “students @ uncw.”

Sincerely,

A handwritten signature in black ink, appearing to read "Patricia L. Leonard". The signature is fluid and cursive, with a large initial "P" and "L".

Patricia L. Leonard

Vice Chancellor for Student Affairs

Enrollment, Fall 2010

Total Undergraduates	11,640
Total Graduates	1,328
Total Head Count	12,968

Females	60.4%
Out-Of-State Students	15.1%
Non-Traditional Aged Students (23+)	28.0%
Transfer Students	10.9%

Race/Ethnicity of Undergraduate Students

White Students	85%
African American Students	5%
Hispanic Students	3%
Asian/Pacific Islander Students	2%
American Indian Students	1%
Race/Ethnicity Unknown	4%

Composition of Total Undergraduate Population

Freshmen Orientation

Fall 2010

- 94% of students who attended orientation at UNCW reported that they understand what their professors expected of them academically.
- 89.38% of students indicated that they learned about different resources on campus that could help them if they were having academic concerns.
- 81.05% of students agreed that they learned about the different resources on campus that were available to them if they had problems adjusting to college.

Financial Aid

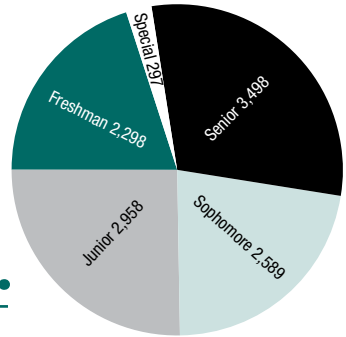
- The estimated cost of attendance for an undergraduate in-state student for 2010-2011 is \$16,847 (tuition and fees are \$5,582 of the total). The estimated cost for an out-of-state student is \$27,729 (tuition and fees are \$16,464 of total).
- A total of 4,884 UNCW students to date have received some type of financial aid in the 2010-2011 academic year. We have received 7,162 Federal Applications For Student Aid. Many may have been awarded loans but chose not to take them or were not eligible to receive aid. Awards for 2009-2010 totaled more than \$96 million, of which more than \$59 million were loans.

Freshmen Students, Fall 2010

Average Freshman SAT	1170
Average Freshman High School GPA	3.80
UNCW was their first choice	70%

Reasons for choosing UNCW

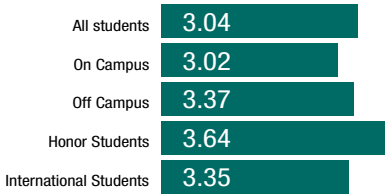
Academic reputation	63%
Social activities	56%
College's graduates get good jobs.....	53%
A visit to campus	53%
Size of the college.....	41%



- In 2010-2011, 255 students will be awarded Work-Study employment funds. This includes those working in America Reads, the federal program funding college students to tutor elementary-level children in reading and math.
- The average loan debt of UNCW graduates is \$17,000. The national average loan debt of graduates is typically about 15% higher.
- In 2009-2010, a total of \$3,890,283 in scholarships was awarded to 734 students. The average athletic scholarship was \$10,834, whereas the average need-based grant or scholarship was \$6,030
- More than 500 veterans are enrolled in coursework at UNCW and are receiving GI benefits.

Academic Life

Average Cumulative GPA, Fall 2010



- Of the fall 2009 freshman class, approximately 86.0% returned to UNCW for their sophomore year. This retention rate compares to 85.4% in 2008, 84.5% in 2007, and 83.1% in 2006.
- During 2009-2010, UNCW students participated in over 2,000 applied learning experiences (Internships and Directed Individual Study projects) for academic credit. In addition, over 640 UNCW students studied abroad last year.
- In 2009-2010, 698 students registered with Disability Services seeking accommodations for the following:
 - Learning Disabilities..... 28%
 - Attention Deficit Disorder 39%
 - Psychological Disorders 7%
 - Mobility Impaired 9%
 - Sensory Impaired (visual and hearing)... 6%
 - Other Impairments 11%
- During 2009-10, the University Learning Center served nearly 26% of UNCW's total population. Each of these students utilized one of our services, on average, more than five times, and this accumulated to a total of **3,219** students making **17,154** visits at the University Learning Center for the academic year. Of these sessions, 1,543 students received writing support, 563 students received learning support, 1,146 students received supplemental instruction, 859 students received math support, and 133 received study skills consultations.
- Testing Services
 - Approved during 2009-2010 as an ACT Testing Center, conveying the ability to provide additional high stakes testing programs for the campus and region.
 - More than 4,700 tests were administered by Testing Services in 2009-10. This number included over 1,800 paper-based tests primarily through the Saturday testing program and over 2,900 computer-based tests, primarily

with the ETS computer-based program.

GRE, PRAXIS, CLEP, and HESI were the most requested computer-based tests.

- Proctoring services for distance education examinations continued to increase.
- A collaboration with Marine Corps Base Camp Lejeune provided the opportunity to open an on-base Testing Center offering computer-based CLEP testing and proctoring services for distance education examinations.

Student Housing

The average number of students housed on-campus during 2010-2011 will be 4,204, which will represent 37.1% of all undergraduates at UNCW.

- 94.5% of Fall 2010's entering freshmen (1,882 out of 1,991) resided in on-campus housing.
- The majority (85.9%) of on-campus students are 20 years of age or younger.
- The Resident Assistant (RA) to student ratio is 1 RA for every 52 students.

Student Involvement

The Department of Campus Life, through the Arts and Programs Office and the Campus Activities & Involvement Center sponsors nearly 600 programs a year which attract approximately 90,000 participants from the campus and external community.

- In a typical month, more than 2,500 students use the Involvement Center, a resource area for student organizations members and those seeking involvement opportunities.
- UNCW students are involved with the 220+ student organizations that are registered with the Campus Activities and Involvement Center.
- At UNCW, 1071 students (10.6% of all women and 10.1% of all men) participate in fraternity and sorority life. The 14 sororities and 13 fraternities average approximately 15,000 combined hours of community service each year.
- Arts and Programs provides the campus with rich and diverse cultural arts events each year, including world-class performances of theater, music and dance and lectures by some of the most accomplished people today. The programs drew over 8,500 participants last year. The Arts in Action Performance Series had 37% student attendance with the Leadership Lecture Series drawing 85% student attendance.

- Lumina Theater screens on average six films per week each academic year, including blockbuster, independent, art house, international, documentaries and student films. Approximately 21,146 individuals participated in film events with more than 50 departments, student organizations and businesses sponsoring or co-sponsoring films last year.
- The Summer at the Dub series sponsors more than 100 events and programs each summer for students.
- The Seahawk newspaper publishes a weekly online edition for more than 9,000 registered readers and circulates 4,000 printed copies bi-weekly at more than 60 locations on and off campus. The newspaper is funded primarily through advertising sales revenue; the remainder consists of student fees.
- Readership of The Seahawk's online edition (www.TheSeahawk.org) rose 27% last year over the previous year. TheSeahawk.org currently ranks 24th among most-read college newspapers hosted by College Publisher, the nation's largest college-newspaper hosting company.
- Atlantis, a magazine of literature and the arts, publishes three times a year. Atlantis is a 2010 Columbia Scholastic Press Association Gold Medalist publication.
- TealTV airs a weekly campus news program, "Seahawk Central News," and a bi-weekly sports program, "Seahawk Central Sports," on TimeWarner Cable channel 5, via UNCW-TV.
- Student Media Sales & Marketing, consisting of student staff serving all our student publications with advertising sales, underwriting, marketing and event coordination, is in its third successful year of operation.
- Talon Magazine, an online student literary magazine founded last year, is UNCW's newest student publication. Talon sponsors on-campus readings and literary contests.
- Flicker Film Society produces student film and video, publishes an annual magazine of film commentary, and since 2007 has sponsored the annual Reel Teal Film Festival, which brings in student submissions from across the U.S. for screening at UNCW's Lumina Theater.

Student Leadership and Service

The Center for Leadership Education & Service provides leadership development programs, such as Leadership UNCW, and community service programs such as American Red Cross Blood Drives, Adopt-A-Family Thanksgiving program, the annual Halloween Carnival for local children, Hunger and Homelessness Awareness Week, and Alternative Spring Break Service Trips.

- UNCW students completed more than 50,000 hours of community service and service-learning hours during the 2009-2010 academic year.
- Ninety-seven students completed 127 Leadership UNCW Certificates, and 1,940 students participated in 140 Leadership UNCW workshops during the 2009-2010 academic year.

Campus Recreation

- The Student Recreation Center traffic was 240,834 users for 2009-10; 88% of these entries are students. 69% of UNCW students used the Student Recreation Center during the 2009-10 academic year.
- The Sport Clubs Program currently has 28 active clubs and 664 participants.
- There were 18,429 participants in Intramurals on 752 teams during 2009-10.
- A record 18,341 participated in group exercise classes in 2009-2010.

Student Mental and Physical Health

- The Counseling Center scheduled more than 5,200 appointments for students during 2009-10. Included in that number were more than 100 contacts for walk-in and/or crisis intervention assistance.
- More than 7% of UNCW students utilized the Counseling Center's in-office services. The most common presenting concerns:
 - Anxiety/stress
 - Depression
 - Self-confidence
 - Expressing feelings
- Preventive outreach programs provided information and programming on psychologically-related

topics for over 6,500 individuals within the campus community.

- Campus consultation services continued to be highly utilized by parents and the campus community.
- The Counseling Center is accredited by the International Association of Counseling Services (IACS)

Violence Prevention and Response

- Sexual assault and relationship violence are the most under-reported crimes. Nationally, it is estimated that 25% of women will be the victim of an attempted or completed sexual assault before they are 24 years old. Estimates of violence in college dating relationships range from 25 to 50%. In one study, 13% of college women experienced stalking in a seven-month period.
- In 2009-10, CARE provided over 275 hours of confidential consultations around issues of relationship violence, sexual assault, stalking, or harassment. Additionally, in 2009-10, CARE provided 136 programs to UNCW and the Wilmington community, in classes, to student groups, for faculty and staff, and to the general UNCW or Wilmington community.

Student Use of Alcohol and Drugs

Many new students on college campuses have experience using alcohol and other drugs. At UNCW, 67% of new students have tried alcohol before their 18th birthday, 49% have tried tobacco, and 43% have tried marijuana.

- Alcohol is the primary drug of abuse among students at UNCW, like most other campuses. 79% of students have used alcohol in the last 12 months and 53% of students have engaged in high-risk or binge drinking (defined as five or more drinks in one sitting) in the last two weeks, a rate that has declined 20% in the last five years.

- Marijuana is the most common illicit drug. 27% of UNCW students have used marijuana in the last 30 days. Prescription drug abuse has emerged as the next most common drug of abuse category. Drugs of concern include Adderall and Ritalin, Xanax, and prescription painkillers like Oxycontin, Percocet, or Demerol. Between 20 and 34% of UNCW students have used a prescription drug not prescribed to them in the last 12 months.
- Only 30% of UNCW students have used tobacco in the last month, including 8% daily smokers and almost 20% who smoke occasionally or smoke only when they drink. However, 58% of the current smokers reported that they would like to stop smoking now.
- The desire to quit smoking is the number one walk-in issue in the CROSSROADS office. The second most common reason is to ask how to help a friend they worry is drinking too much.
- CROSSROADS, UNCW's Substance Abuse Prevention and Education Program, offers confidential consultation to students, faculty, parents and the community and delivers programs throughout the year in classrooms, to student groups and to the UNCW campus in general.

*Statistics from UNCW alcohol, tobacco, and drug surveys, 2004-2010.

Conduct System

- During the 2009-2010 academic year, the Office of the Dean of Students adjudicated 1,459 conduct cases. Conduct sanctions included: written reprimand (472), disciplinary probation (306), and suspension from the university (43).
- Alleged possession/use of alcohol accounted for 52% of all student conduct cases. Less than 9% involved the possession/use of marijuana or other drugs.
- There were 138 cases of reported academic dishonesty: 81 for cheating and 57 for plagiarism. 129 of the 138 students were found to be responsible for their alleged offense.



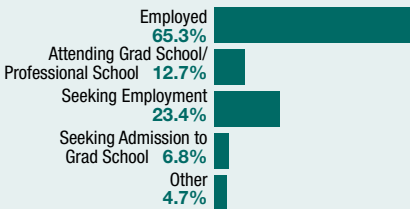
Careers and Employment

- Students met with career counselors for 3,122 individual sessions during the 2009-10 academic year. Of the students who evaluated this service, more than 99% agreed or strongly agreed with the statement, "My counselor helped me meet my career or job search needs."
- Last year, the Career Center presented more than 315 career programs in classes and student organization meetings and sponsored 21 major career events. These outreach efforts resulted in more than 13,000 student contacts throughout the year.
- Virtual career services continue to be very popular with UNCW students, with the Career Center website receiving more than 79,000 visitors who viewed over 1.2 million webpages in 2009-10.
- Undergraduate UNCW students worked in 758 part-time positions on campus each month. Graduate students filled another 363 campus positions.
- During 2009-2010, 5,244 internships and jobs were posted for students in UNCW's online job listing program, SeaWork. Within SeaWork, students also had access to more than 130,000 additional job and internship listings in Monster-Trak, the college version of Monster.com. UNCW students participated in over 2,000 applied learning experiences (Internships and Directed Individual Study projects) for academic credit.

Where UNCW Undergraduates Are Now

UNCW graduates are surveyed approximately five months after their graduation to identify their first destination.

May 2001-December 2009 Data Summary



(percentages reflect some multiple responses.)

UNCW Division of Student Affairs

List of Departments

Abrons Student Health Center	Crossroads-CARE
Campus Activities & Involvement	Disability Services
Campus Life	Housing & Residence Life
Campus Life Arts and Programs	Office of the Dean of Students
Campus Recreation	Student Life Assessment
Career Center	Student Media Services
Center for Leadership Education and Service	Transition Programs
Counseling Center	University Learning Center
	University Testing Services

Student Employees

Work Assist	858
Work Study	35
Graduate Assistants	43
Total	963

Total Employees

Professional	102
Administrative	48
Total	150

Division Budget

Fees	89%
State	11%
Total	100%

Facilities

Student Recreation Center
 Fisher University Union
 Fisher Student Center
 Warwick Center
 Burney Center
 Westside Hall
 Housing and Residence Life
Honors House
International House
Galloway Hall
Belk Hall
Hewlett Hall
Graham Hall
Schwartz Hall
Apts. A-M
Suites O-U
Seahawk Landing
Seahawk Village
Seahawk Crossing
Housing & Residence Life Office

For additional information on
any of the topics included
in this report, please contact the
Office of Student Life Assessment,
910.962.7512



University of North Carolina Wilmington
Division of Student Affairs
"Creating Experiences for Life"