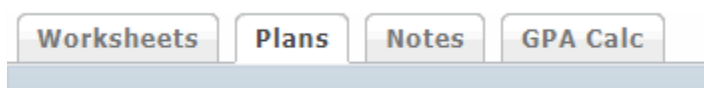


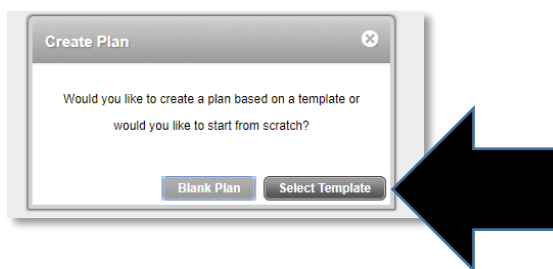
How to Use the Plans Feature in DegreeWorks

The Plans Feature gives students an opportunity to see a four-year plan in any major or degree at UNCW. This feature assists students to plan future coursework or course sequencing.

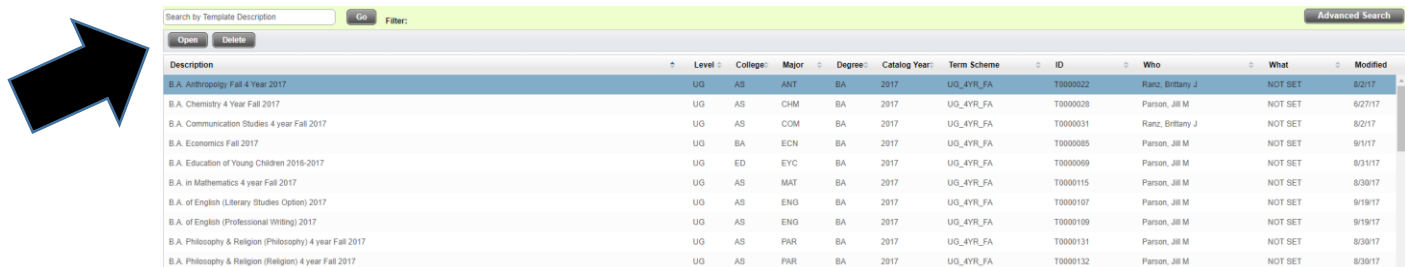
1. On the top navigation of the Degree Audit, click on Plans.



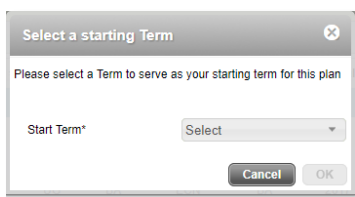
2. A pop-up window will ask if you would like to Select a Template or create a Blank Plan. The Select Template option will give you access to all four-year plans at UNCW.



3. Choose the major and bachelor's degree you desire to research. Click on it once and then click Open.



4. Select Your Start Term (your first semester at UNCW).



5. The plan breaks down which courses to take per semester for that particular major as well as University Studies requirements.
6. Plans are saved and can be recalled the next time you run your degree audit and click on Plans.