



DARE TO SOAR

University of North Carolina Wilmington

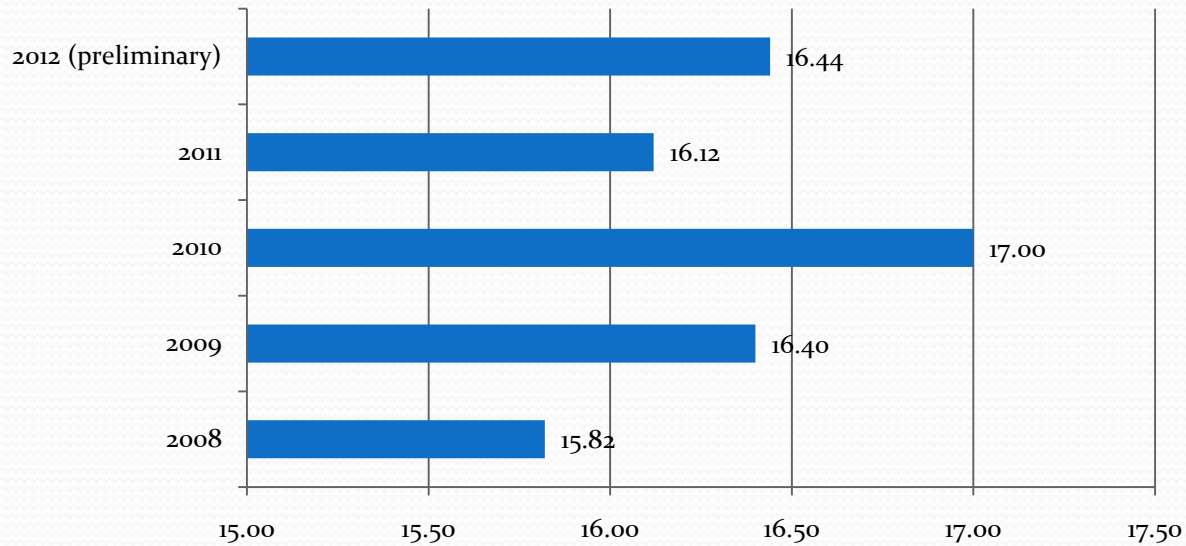
Fall 2012 Enrollment Overview

Fall 2012 Enrollment

- Student Body: 13,761 (record enrollment)
- Undergraduate: 12,415 (record enrollment)
- Graduate: 1,346 (record enrollment)
- Growth (Fall 2012 to Fall 2011)
 - +465 undergraduate students
 - +151 graduate students

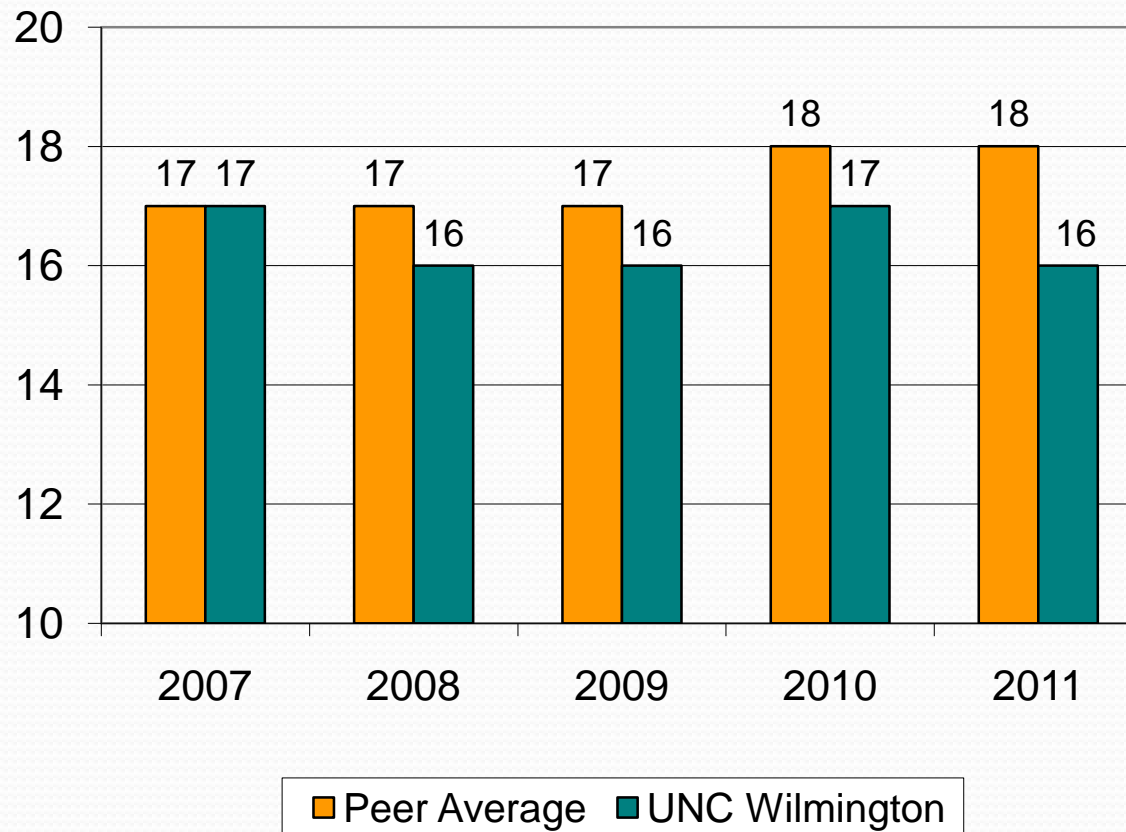
Student:Faculty Ratio

Number of UNCW students for every 1 faculty member



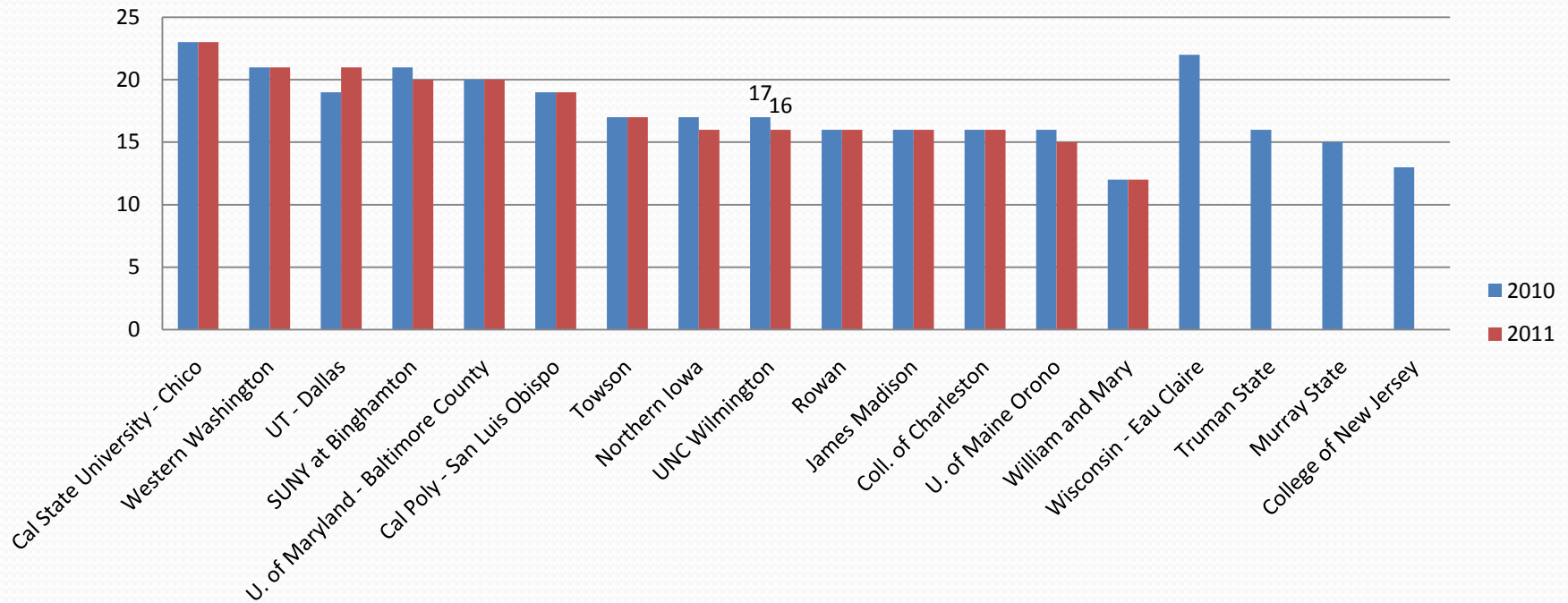
UNCW Goal: 15:1

Student:Faculty Ratio—Peer Average



Student:Faculty Ratio—Peer Comparison

Number of students for every 1 faculty member



Calculation methodology

- Definitions and calculation set by Common Data Set rules
- Instructional faculty: “those members of the instructional-research staff whose major regular assignment is instruction, including those with released time for research”
- Chairs included
- Deans/Associate Deans? If teach, are included
- Part-time faculty? Counted as $1/3$ regardless of load
- Students? Headcount



Salary increases

Performance Funding

- 1. FTFT Retention Rate
- 2. 6-Year Graduation Rate
- 3. Degree Efficiency
- 4. Degree Efficiency—Pell Recipients
- 5. UNC FIT
- 6. Annual Giving (Dollars)
- 7. Energy Efficiency
- 8. STEM + Health Graduates
- 9. University Honors Graduates
- 10. Community College Transfer Graduation Rate