





COLLEGE of HEALTH & HUMAN SERVICES

LEADERSHIP TEAM ORGANIZATIONAL CHART



Marilyn Sheerer  
Provost and VCAA  
EHRA #1301 1.0 FTE

Charles Hardy  
Dean  
EHRA #1413 1.0 FTE


Colleen Opalka  
Executive Assistant  
SHRA #7756 1.0 FTE

Vacant  
Director of Development  
for Major Gifts  
EHRA #1130 1.0 FTE



Amy Mangus  
Communications &  
Marketing Coordinator  
SHRA #8022 1.0 FTE


Jaci Dempsey  
Director of Program  
Assessment, Accreditation,  
Development  
EHRA #1502 1.0 FTE



Associate Deans



School Directors

Assistant Deans




Chris Lantz  
Associate Dean for  
Academic Affairs  
EHRA #1414 1.0 FTE

Steve Elliott, Director  
School of Health and  
Applied Human Sciences  
EHRA #6127 1.0 FTE






Sheri Shaw  
Assistant Dean for  
Student Success  
EHRA #1480 1.0 FTE





Justine Reel  
Associate Dean for  
Research/Innovation  
EHRA #6851 1.0 FTE

Linda Pugh, Interim  
Director School of Nursing  
EHRA #4830 1.0 FTE

Ashley Wells  
Assistant Dean for  
Community Engagement  
EHRA #1494 1.0 FTE

Stacy Kolomer, Director  
School of Social Work  
EHRA #6822 1.0 FTE

Nate Miner  
Assistant Dean for  
Finance and Resource  
Management  
EHRA #1479 1.0 FTE